

Mining Americas Inc.

Q3 2026 Results Webcast

TSX: **MAI** | OTCQX: **MAIFF**

November 16, 2026

Forward Looking Statement & Cautionary Note

Cautionary Statement Regarding Forward Looking Statements

This presentation contains “forward-looking information” within the meaning of applicable Canadian securities laws. Forward-looking information includes statements that use forward-looking terminology such as “may”, “could”, “would”, “will”, “should”, “intend”, “target”, “plan”, “expect”, “budget”, “estimate”, “forecast”, “schedule”, “anticipate”, “believe”, continue”, “potential”, “view” or the negative or grammatical variation thereof or other variations thereof or comparable terminology. Such forward-looking information includes, without limitation, statements regarding the growth of Mining Americas Inc. (“**Mining Americas**”, “**MAI**”, or the “**Company**”) into a mid-tier producer; execution of the Company’s capital markets strategy; the anticipated impacts and benefits of the Acquisition on the Company’s business, operations, results of operations, and financial position; statements regarding future mineral production; expectations, strategies and plans for its properties and the Nevada Assets; the Company’s planned exploration, development and production activities; adding or upgrading MAI resources and mineral reserves; future replacement of mineral reserves; developing new mineral deposits; future capital and operating costs; the costs and timing of future exploration and development; the timing, receipt and maintenance of necessary approvals, licenses and permits from applicable governments, regulators or third parties; estimates for future prices of gold and other minerals; future valuation and performance of the Company’s securities; expectations regarding liquidity, capital structure, and competitive position; and any other statement that may predict, forecast, indicate or imply future plans, intentions, levels of activity, results, performance or achievements.

Forward-looking statements reflect the Company’s expectations and assumptions about the future based on management’s perception of historical trends, current conditions, and expected future developments, and other factors that management believes are appropriate in the circumstances as at the date of this presentation. In preparing the forward-looking information, the Company has made various material assumptions, including, but not limited to: the ability of the Company and Equinox to obtain all necessary consents and approvals required to complete the Acquisition and the timing for completion thereof; closing of the financing transactions to fund the cash purchase price for the Acquisition; the anticipated impact of the Acquisition on the operations of the Company; the projected financial and operational information of the Company upon completion of the Acquisition; the Company’s present and future business strategies and operating performance; anticipated future production and cash flows; local and global economic conditions and the environment in which the Company will operate in the future; the price of gold other key commodities; projected mineral grades; international exchange rates; anticipated capital and operating costs; and the availability and timing of required stock exchange, regulatory, governmental and other approvals. These assumptions are inherently subject to significant business, social, economic, political, regulatory, competitive and other risks and uncertainties, contingencies and other factors that could cause actual actions, events, conditions, results, performance or achievements to be materially different from those projected in the forward-looking information. Many assumptions are based on factors and events that are not within the control of the Company and there is no assurance they will prove to be correct.

Forward-looking information involves known and unknown risks, uncertainties and other factors, and does not guarantee future performance. Such factors include risks related to the closing of the Acquisition and the concurrent financing; risks related to the financial impact that tariffs placed on Canada or Mexico by the United States and risks related to retaliatory tariffs placed on the United States by either Canada or Mexico; risks related to new members of management of the Company, and the risks described in the ‘‘Risk Factors” section of the Company’s annual management’s discussion and analysis dated December 31, 2025, and the Company’s annual information form dated May 7, 2025, and the Company’s other continuous disclosure documents, and with respect to the Nevada Assets, the risk factors as described in the annual management discussion and analysis of Calibre Mining Corp. (“Calibre”) for its financial year ended December 31, 2024, and the annual information form of Calibre dated March 24, 2025, all of which are available on SEDAR+ at www.sedarplus.ca. Although the Company has attempted to identify important factors that could cause actual actions, events, conditions, results, performance or achievements to differ materially from those described in forward-looking information, there may be other factors that cause actions, events, conditions, results, performance or achievements to differ from those anticipated, estimated or intended. There can be no assurance that forward-looking information will prove to be accurate, as actual results and future events could differ materially from those anticipated in such information. Accordingly, readers should not place undue reliance on forward-looking information.

Forward-looking information contained herein is made as of the date of this presentation or as of the date indicated, and the Company disclaims any obligation to update or revise any forward-looking information, whether as a result of new information, future events or results or otherwise, except as and to the extent required by applicable law. The Company expressly disclaims any obligation to update or revise any such forward-looking statements.

The scientific and technical information in this presentation is derived from the following technical reports prepared in accordance with National Instrument 43-101 – Standards of Disclosure for Mineral Projects (“NI 43-101”) by the following “qualified persons” (as such term is defined in NI 43-101) : (i) NI 43-101 Technical Report titled “Mineral Resource Update and Preliminary Economic Assessment of the La Fortuna Gold Project, Durango State, Mexico” by CSA Global, dated July 13, 2018; (ii) NI 43-101 Technical Report titled “Preliminary Economic Assessment and Mineral Resource Estimate for the Cerro de Oro Project” dated Jan 5th, 2023; (iii) NI 43-101 Technical Report titled “Mineral Resource Estimate for the Santana Project, Sonora, Mexico” dated October 16th, 2023; (iv) NI43-101 Technical Report titled “Los Verdes Cu/Mo Project – Preliminary Economic Assessment” prepared by Golder Associates Ltd for Virgin Metals Ltd and dated May 2012; (v) NI 43-101 Technical report titled “Preliminary Feasibility Study for the Copperstone Project, La Paz County, Arizona, USA” dated September 2026; (vi) In a news release dated May 27, 2026, the Company announced the results of a pre-feasibility study on the Copperstone project. A technical report for the Copperstone PFS is being prepared in accordance with NI 43-101 and will be filed under the Company’s profile on SEDAR+ and on the Company’s website. (vii) “NI 43-101 Technical Report on Resources and Reserves at Pan Gold Mine, White Pine County, Nevada” dated March 5, 2026; and Technical Report on the Gold Rock Project (prepared for Fiore Gold Ltd.), Nevada USA prepared by APEX Geoscience Ltd and John T. Boyd Company dated April 2020 and amended September 2021.

The Preliminary Economic Assessments (PEA) discussed in this presentation are preliminary in nature, that include inferred mineral resources that are considered too speculative geologically to have the economic considerations applied to them that would enable them to be categorized as mineral reserves. Inferred mineral resources are subject to uncertainty as to their existence and as to their economic and legal feasibility. The level of geological uncertainty associated with an inferred mineral resource is too high to apply relevant technical and economic factors likely to influence the prospects of economic extraction in a manner useful for evaluation of economic viability. There is no certainty that the preliminary economic assessment will be realized. Economic studies will need to be completed prior to accurate guidance and projections being provided.

Q3 2026 Results

Financial Highlights *(amounts in USD)*

- **$32.7 M** revenue
- **$11.1 M** earnings from mine operations
- **$1.6 M** adjusted net income[1]
- **$0.01/sh** adjusted net income
- **$6.8 M** adjusted EBITDA[1]
- **$35.9 million** cash balance (net of $5 million Cerro de Oro permit payment)
- **$65.9 million** total available liquidity
- **$103.9 million** working capital
- **$2,055/oz** cash costs per gold oz sold[1] ($1,836/oz YTD)
- **$2,121/oz** AISC per gold oz sold[1] ($1,988/oz YTD)

YTD cash costs and AISC remain within guidance range

Other Highlights

- In October, the Company bought gold put contracts of 15,750 oz to provide a price floor of $3,800 per ounce, with settlements spread evenly from November 2026 to July 2027
- On September 3, 2026, the Company received the key permits required for development of the Cerro de Oro open pit, heap leach gold project northern Zacatecas State, Mexico.
- Began trading on the TSX at the start of Q3, having graduated from the TSXV

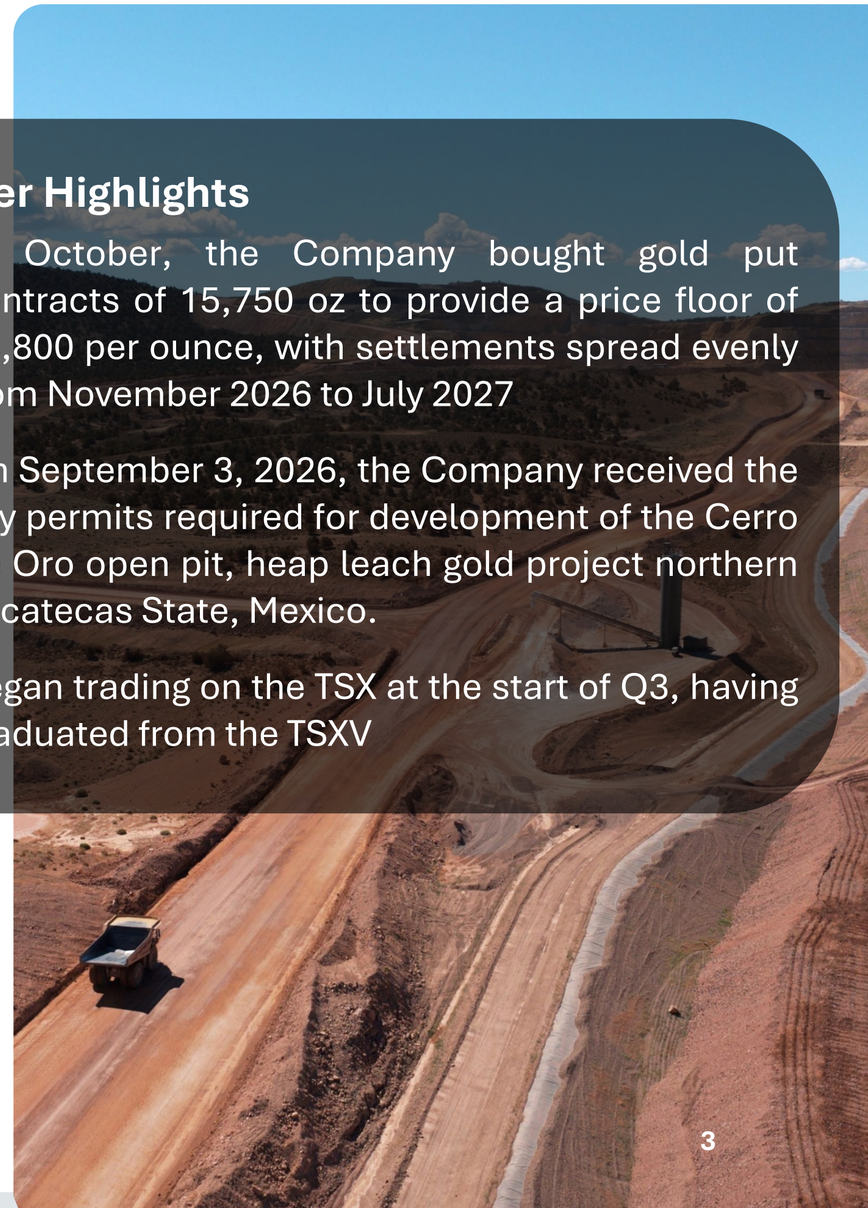

[1] Refer to the “Non-IFRS Measures” in the associated MD&A for a description of these measures.

Q3 2026 Results

Change in Cash & Equivalents ($000's)

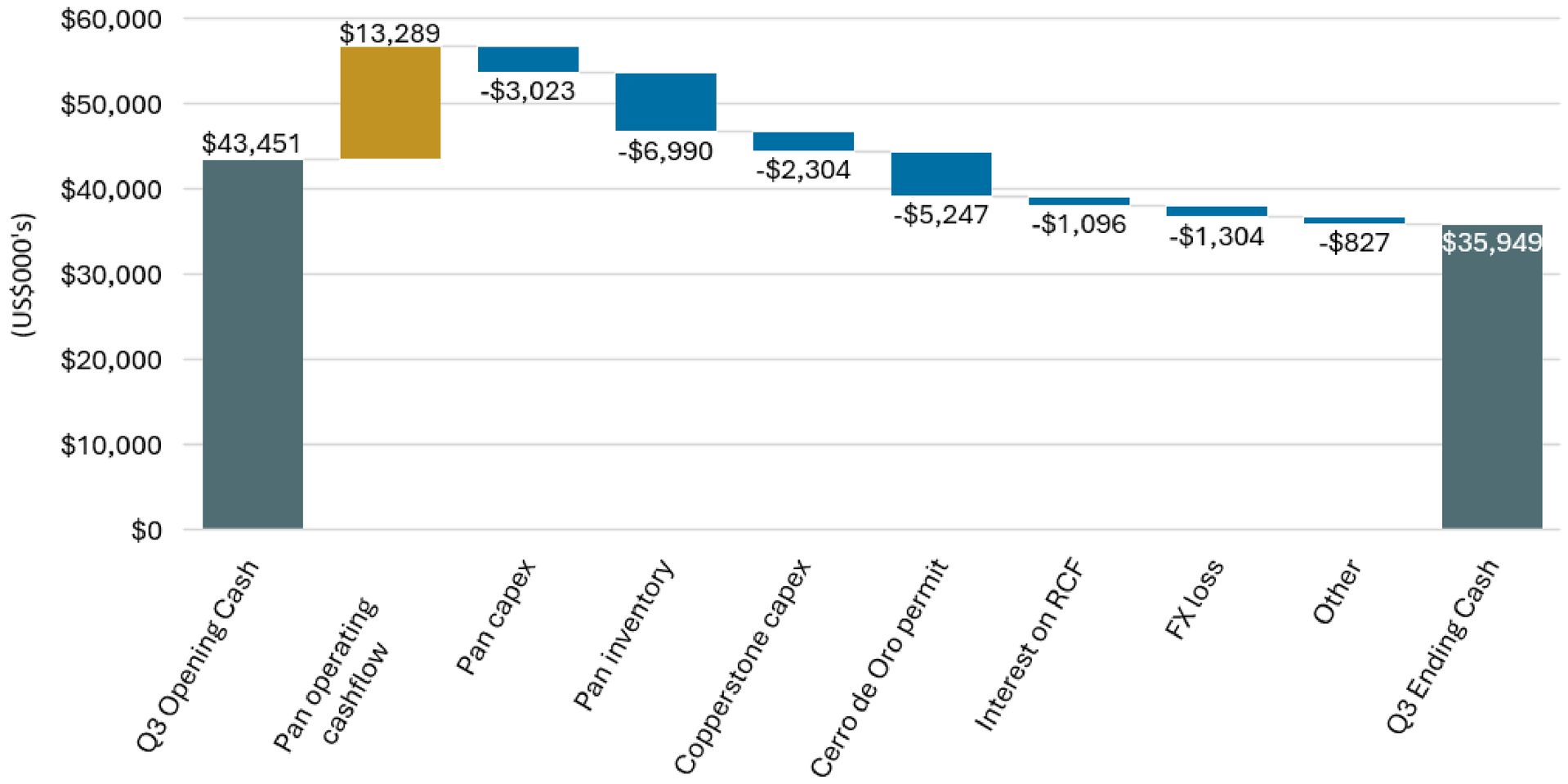

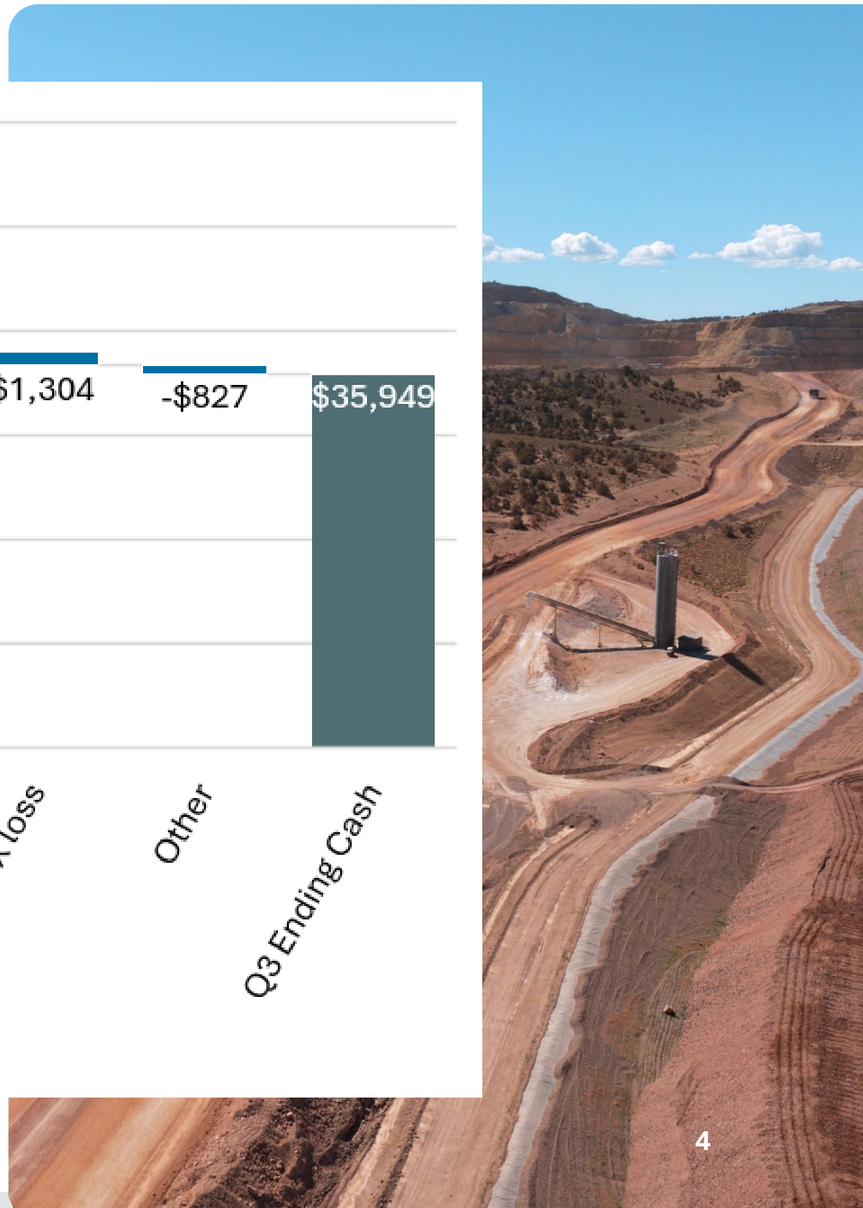

Q3 2026 Results

Operating Highlights

Pan mine operating results

Mining	Three months ended September 30, 2026	Nine months ended September 30, 2026
Ore Mined (t)	1,285,767	3,964,362
Waste Mined (t)	4,113,486	10,804,856
Total Mined (t)	5,399,253	14,769,218
Grade (g/t Au)	0.260	0.263
Gold Mined (oz)	10,745	33,492

Processing	Three months ended September 30, 2026	Nine months ended September 30, 2026
Ore Placed on Leach Pad (t)	1,240,665	3,931,752
Grade (g/t Au)	0.258	0.264
Contained Gold (oz)	10,296	33,422
Gold produced (oz)	7,915	24,866
Gold sold (oz)	7,620	25,083

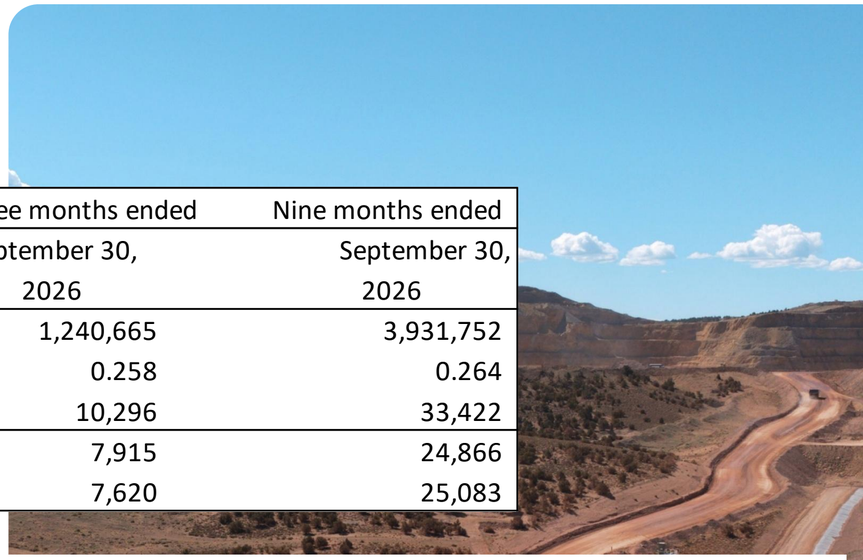

- Mining rate of 58,700 tonnes per day in Q3, 31% above the 2025 average. Peaked at 68,000 tonnes per day in June before higher-than-anticipated operator turnover. Through proactive workforce planning and additional retention incentives, on track to achieve further productivity improvements.
- Head grades slightly below expectations for Q3 and the first nine months of 2026. Higher gold prices also enabled use of dynamic cut-off grades to economically mine additional lower-grade material.
- Although diesel prices remain higher than budgeted, the economies of scale of ramping up mining rates have offset some of the impact of energy prices. YTD cash costs and AISC remain within guidance ranges.

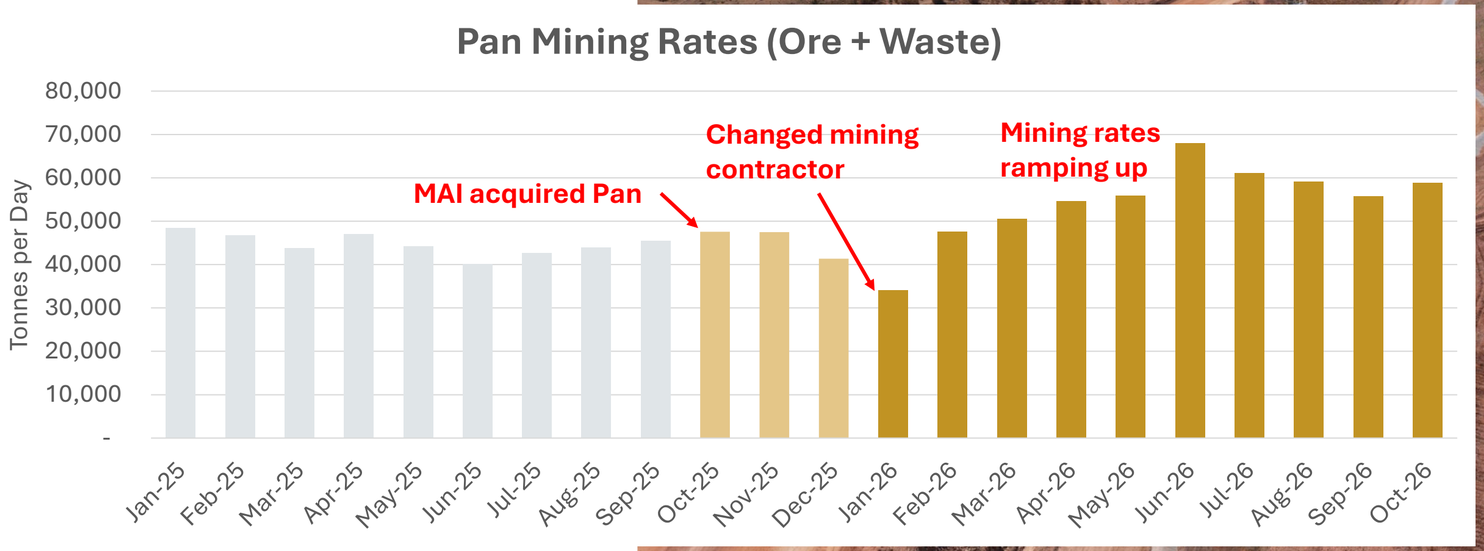

Growth Project Updates

Copperstone Underground Project, Arizona



Ball mill components tested and cleared for installation in process plant



Mobile equipment deliveries to site and crushing circuit refurbishment



Underground development heading inspection and initial development mining



Additional equipment deliveries



Underground development rounds hauled to surface

Growth Project Updates

Gold Rock Project, Nevada

Early works on the Gold Rock project in Q3 2026 and recently include:

- Upgrades of the road from Pan to Gold Rock are largely complete;
- Liner for new heap leach pad and ponds at Gold Rock has been ordered;
- A Company-owned crusher for the Gold Rock project is currently being refurbished, with completion anticipated in early 2027;
- Gold Rock mine area security fence has been completed.

Updated MRE for Gold Rock anticipated Q4 2026

Recently placed order for 100-ton trucks to haul historic heap leach material for residual leaching and additional gold production at Pan



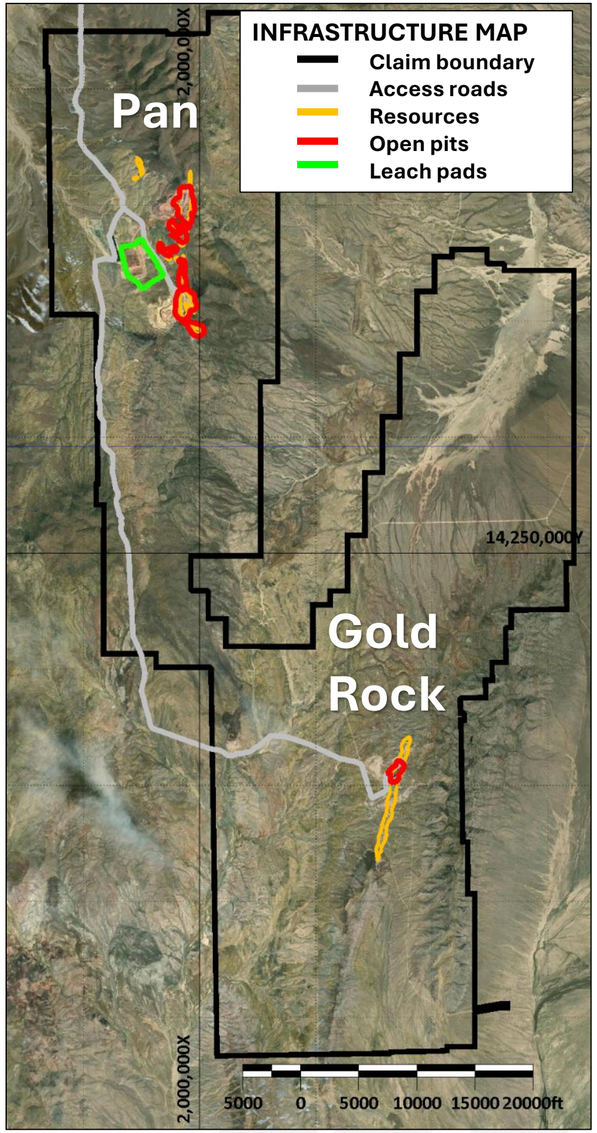

Growth Project Updates

Cerro de Oro, Zacatecas, Mexico



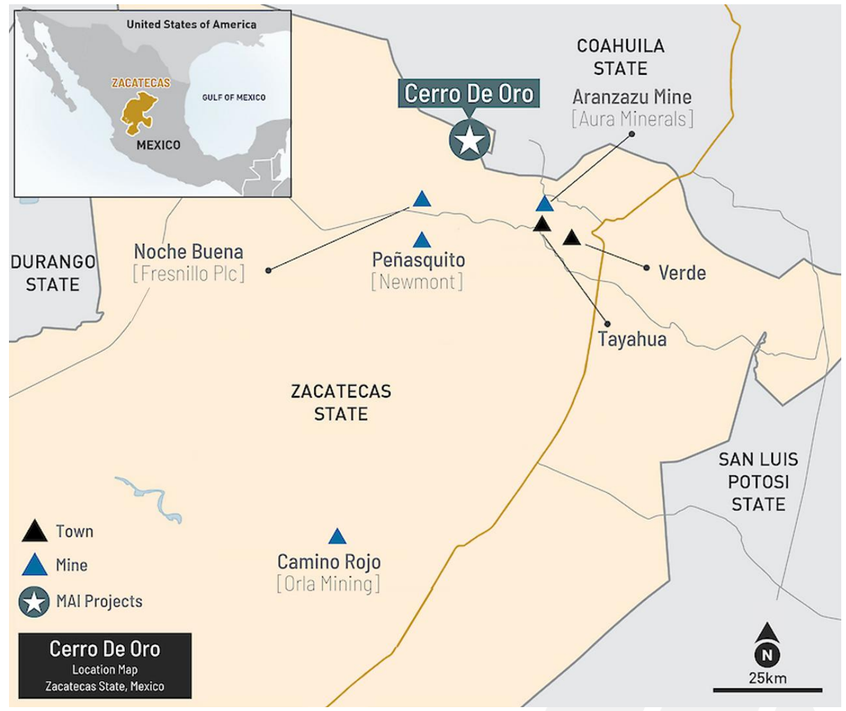

Major permits received in Q3 2026, including the land use change (ETJ-CUS) and the environmental impact assessment (MIA)

The 2023 MRE was estimated using a gold price of $1,700 per ounce and consisted of a pit-constrained, inferred resource of 67 million tonnes grading 0.37 g/t containing 790 koz Au

MAI anticipates completing an updated MRE in H1 2027 factoring in, among other things, (1) higher gold prices and (2) potential to convert inferred to indicated based on more precise drill collar locations

In H2 2027, MAI anticipates completing a PFS for Cerro de Oro, ahead of a potential construction decision.

Growth Project Updates

Santana, Sonora, Mexico

Open pit, heap leach gold mine started producing in 2021. Mining and leaching were put on hold in 2025 as the Company awaited permits for expanded mining and heap leaching areas.

Permit applications have advanced, and additional water rights have recently been granted.

The Company has also advanced various metallurgical studies and testwork designed to investigate the leachability of sulphide-bearing gold mineralization at greater depths at Santana.

Tests were initiated in Q3 2026 to investigate options for the potential re-leaching of the existing heap leach pad at Santana. Early efforts are aimed at achieving more complete solution saturation in various areas on the pad.







Mining Americas Inc.

Contact Us

Website:
www.miningamericas.gold

General Inquiries:
info@miningamericas.gold

Head Office:
70 York Street, Suite 1220
Toronto, ON, M5J 1S9, Canada

Investor Relations:
David Stewart, VP Corporate Development & Capital Markets
dstewart@miningamericas.gold
+1 (647) 294-8361

TSX: **MAI** | OTCQX: **MAIFF**